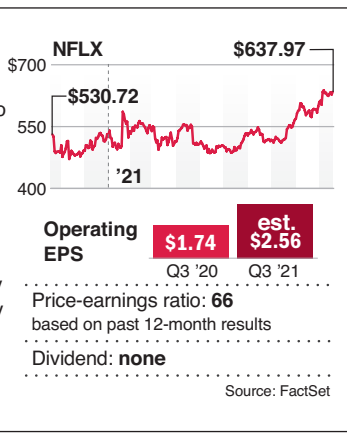
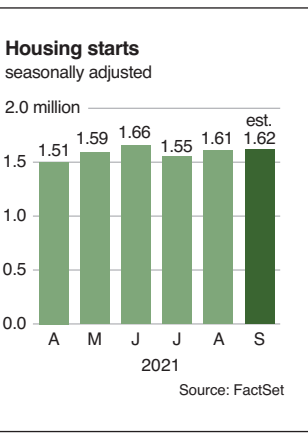


**Spotlight on Netflix**  
Netflix reports its latest quarterly snapshot today. Wall Street expects the video streaming giant's third-quarter earnings and revenue increased from the same quarter last year. That would echo the company's results in the first half of 2021. Investors will focus on Netflix's latest tally of subscribers, as the company suffered its worst slowdown in subscriber growth in eight years in the second quarter.



**Housing market bellwether**  
New government data on residential construction should provide insight into the state of the new-home market. The Commerce Department is expected to report today that builders broke ground on new apartments, condos and single-family homes at a seasonally adjusted annual rate of 1.62 million units last month. That would be the fastest annual pace since June. Home construction rebounded in August thanks to apartment construction, which offset a decline in single-family homes.



**In good health**  
Wall Street expects another solid quarterly report card from Johnson & Johnson. Analysts predict the world's biggest maker of health care products will report today that its earnings and revenue rose in the third quarter from a year earlier. Strong sales growth as hospitals and other parts of the health care industry rebound from last year's pandemic slowdowns has helped drive J&J's profits sharply higher this year.



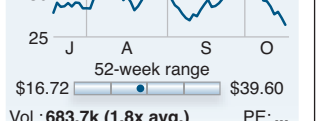
Closing price for Monday, October 18, 2021

**Story Stocks**

Stocks wobbled to a mixed finish on Wall Street Monday as the market's momentum slowed following its best week since July. The S&P 500 index rose, with stocks split between gainers and losers. The Nasdaq rose. The Dow Jones Industrial Average fell.

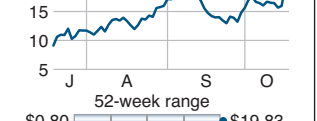
**Sinclair Broadcast** SBGI

Close: \$26.39 ▼-0.80 or -2.9%  
The television broadcasting company suffered a data breach and is working to determine what information the data contained.



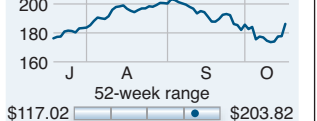
**Peabody Energy** BTU

Close: \$19.66 ▲3.70 or 23.2%  
The coal mining company gave investors an encouraging third-quarter financial update.



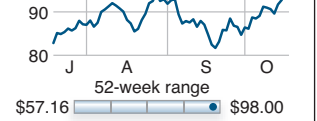
**CDW** CDW

Close: \$186.23 ▲8.51 or 4.8%  
The information technology company is buying Sirius Compute Solutions for \$2.5 billion.



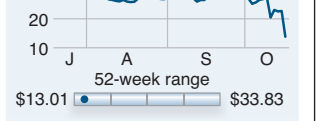
**State Street** STT

Close: \$94.79 ▲2.06 or 2.2%  
The financial services company reported strong third-quarter financial results.



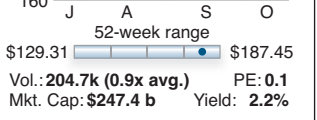
**Revance Therapeutics** RVNC

Close: \$13.81 ▼8.90 or -39.2%  
The Food and Drug Administration declined to approve the biotechnology company's frown line treatment.



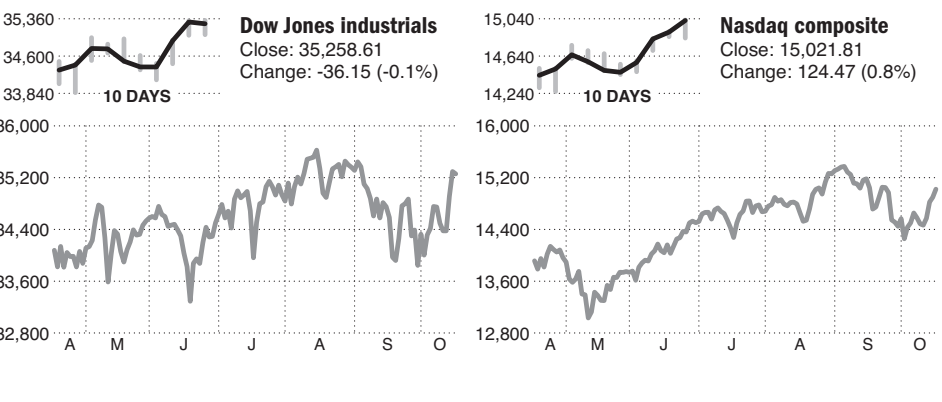
**Toyota Motor** TM

Close: \$178.55 ▲2.28 or 1.3%  
The automaker plans to build a new \$1.29 billion factory in the U.S. to make batteries for gas-electric hybrid and fully electric vehicles.



SOURCE: FIS AP

**Money & Markets**



**Stocks Recap**

	NYSE	NASD	DOW	DOW Trans.	DOW Util.	NYSE Comp.	NASDAQ	S&P 500	S&P 400	Wilshire 5000	Russell 2000
Vol. (in mil.)	3,412	3,667	35,327.57	15,347.07	895.66	16,891.50	15,026.68	4,488.75	2,759.85	46,755.38	2,272.35
Pvs. Volume	3,548	3,857	35,035.94	15,146.62	884.85	16,776.61	14,833.28	4,447.47	2,732.95	46,341.14	2,255.41
Advanced	1217	1487	35,258.61	15,282.52	889.48	16,862.00	15,021.81	+15.09	+7.23	46,736.86	2,267.84
Declined	1253	1906	-36.15	+91.84	-9.06	-9.74	+124.47	+0.34%	+0.26%	+189.08	+2.19
New Highs	113	88	-0.10%	+0.60%	-0.06%	-0.06%	+0.84%	+0.34%	+0.26%	+0.41%	+0.10%
New Lows	26	113	+15.20%	+22.19%	+2.87%	+16.09%	+16.55%	+19.45%	+19.46%	+18.45%	+14.84%

**Interest Rates**



The yield on the 10-year Treasury note rose to 1.58% Monday. Yields affect rates on mortgages and other consumer loans.

TREASURIES	LAST	PVS	NET CHG	1YR AGO
3-month T-bill	.06	.05	+0.01	.11
6-month T-bill	.06	.06	...	.12
52-wk T-bill	.11	.11	...	.12
2-year T-note	.44	.41	+0.03	.14
5-year T-note	1.16	1.13	+0.03	.32
7-year T-note	1.43	1.42	+0.01	.53
10-year T-note	1.58	1.57	+0.01	.76
30-year T-bond	2.02	2.05	-0.03	1.52

CONSUMER RATES	NAT'L AVG	WK AGO	6MO AGO	1YR AGO
48 month new car loan	3.58	3.58	3.73	4.04
Money market account	0.07	0.07	0.07	0.08
1 year CD	0.28	0.27	0.29	0.32
\$30K Home equity loan	6.46	6.46	6.45	4.66
30 year fixed mortgage	3.17	3.19	3.05	3.12
15 year fixed mortgage	2.44	2.43	2.34	2.43

**Commodities**

Natural gas prices slumped 7.8%, while U.S. crude oil and wholesale gasoline were nearly unchanged. Heating oil fell 1%. Gold and silver closed slightly lower.

FUELS	CLOSE	PVS	%CHG	%YTD
Crude Oil (bbl)	82.44	82.28	+0.19	+69.9
Ethanol (gal)	2.21	2.21	...	+54.0
Heating Oil (gal)	2.55	2.57	-0.95	+71.9
Natural Gas (mm btu)	4.99	5.41	-7.78	+96.5
Unleaded Gas (gal)	2.49	2.49	+0.01	+74.7



METALS	CLOSE	PVS	%CHG	%YTD
Gold (oz)	1764.80	1767.20	-0.14	-6.8
Silver (oz)	23.24	23.33	-0.36	-11.7
Platinum (oz)	1035.90	1056.70	-1.97	-3.7
Copper (lb)	4.73	4.73	-0.07	+34.6

AGRICULTURE	CLOSE	PVS	%CHG	%YTD
Cattle (lb)	1.25	1.26	-0.41	+11.1
Coffee (lb)	2.04	2.06	-0.92	+59.3
Corn (bu)	5.33	5.26	+1.33	+10.1
Cotton (lb)	1.07	1.07	-0.27	+37.0
Lumber (1,000 bd ft)	747.60	757.80	-1.62	-14.6
Orange Juice (lb)	1.18	1.22	-2.87	-3.9
Soybeans (bu)	12.22	12.18	+0.31	-7.1
Wheat (bu)	7.36	7.34	+0.31	+15.0

EUROPE/AFRICA/MIDDLE EAST	LAST	CHG	%CHG	1YR AGO
Israeli Shekel	3.2189	-0.024	-0.7%	3.3786
Norwegian Krone	8.4258	-0.019	-0.2%	9.3555
South African Rand	14.6710	+0.421	+2.9%	16.5334
Swedish Krona	8.6651	+0.056	+0.6%	8.8427
Swiss Franc	.9232	+0.004	+0.4%	.9152

ASIA/PACIFIC	LAST	CHG	%CHG	1YR AGO
Australian Dollar	1.3482	+0.006	+0.4%	1.4112
Chinese Yuan	6.4296	-0.062	-1.0%	6.6976
Hong Kong Dollar	7.7783	+0.006	+0.1%	7.7501
Indian Rupee	75.250	+0.231	+0.3%	73.438
Singapore Dollar	1.3490	+0.010	+0.7%	1.3580
South Korean Won	1186.24	+2.81	+0.2%	1142.86
Taiwan Dollar	27.98	-0.01	-0.4%	28.77

**Foreign Exchange**

The U.S. dollar strengthened against the British pound, the Mexican peso and the Swiss franc. The greenback fell against the Japanese yen and the euro.



**25 Biggest Funds**

FUND	NAV	CHG 4-WK	12-MO	3-YR	5YR		
American Funds	AmrcnBalA m	33.20	-0.1	+4	+176/D	+12.4/C	+11.1/B
	CptlncBldrA m	68.46	-27	+9	+19.0/C	+9.3/C	+7.4/C
	FdmtilnvsA m	78.35	+0.9	+6	+28.8/D	+16.7/D	+15.8/D
	GrfAmrcA m	79.20	+58	+12	+30.9/A	+23.4/D	+21.1/D
	IncAmrcA m	25.94	-0.6	+9	+19.6/E	+10.6/E	+9.2/E
	InvCAmrcA m	52.06	+0.5	+14	+29.0/D	+16.0/D	+14.7/E
	WAMtilnvsA m	57.70	-0.8	+22	+29.1/D	+15.2/E	+15.0/D
Dodge & Cox	Inc	14.23	-0.1	-9	+1.1/C	+6.3/B	+4.1/B
	Stk	246.23	+33	+3.7	+50.8/A	+16.0/A	+16.3/A
Fidelity	500IdxInsPm	155.73	+52	+1.3	+30.7/C	+19.6/B	+18.1/A
	Contrafund	19.70	+18	+1	+25.9/D	+23.1/D	+21.9/C
	TiMktIdxInsPm	129.12	+45	+1.4	+32.0/B	+19.8/B	+18.1/A
PIMCO	IncInstl	12.02	-0.2	-3	+6.5/B	+5.7/C	+5.3/A
Vanguard	500IdxAdmrl	414.37	+139	+1.3	+30.7/C	+19.6/B	+18.1/A
	InTTEAdmrl	14.69	-0.1	-7	+2.5/D	+5.0/B	+3.2/B
	InsIdxIns	392.14	+132	+1.3	+30.7/C	+19.6/B	+18.1/A
	InsIdxInsPlus	392.15	+131	+1.3	+30.7/C	+19.6/B	+18.1/A
	PmCpAdmrl	180.65	-0.4	+3	+30.0/C	+17.0/D	+18.4/A
	TiBMIdxAdmrl	11.24	...	-1.0	-1.1/D	+5.6/C	+3.0/C
	TiInStdxAdmrl	34.90	-0.8	-1	+25.1/C	+11.9/B	+9.8/B
	TiInStdxInV	20.86	-0.05	-1	+25.0/C	+11.8/B	+9.8/B
	TiSMIdxAdmrl	112.71	+40	+1.4	+32.1/B	+19.8/A	+18.2/A
	TiSMIdxInV	112.72	+39	+1.4	+32.1/B	+19.9/A	+18.2/A
	TiSMIdxInV	112.67	+39	+1.4	+31.9/B	+19.7/B	+18.1/A
	WingnAdmrl	86.11	+12	+3	+20.2/B	+14.2/A	+12.3/A

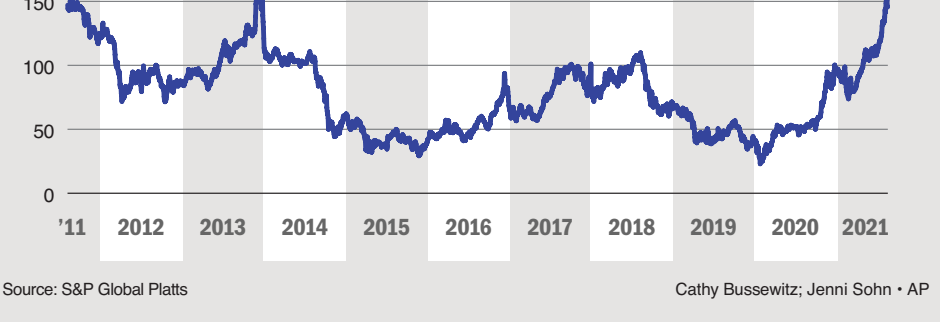
**Propane prices soar**

If you need propane this winter, you should probably go out and buy it now. Otherwise, you might run into supply shortages, long waits or higher prices, energy analysts say. Propane prices have reached the highest level in seven years, and inventories are low heading into winter, according to S&P Global Platts. Energy prices are higher across the board, especially in Europe and Asia, where natural gas prices are five times greater than they were a year ago. That's partly because oil and gas companies slowed production during the pandemic when demand for fuel was low. But



as economies have begun recovering, demand for energy has grown, leading to price surges for many types of fuel. Refineries with the ability to burn propane in place of natural gas have a strong incentive to do so, because propane is currently much cheaper, said Robert Stier, senior lead at S&P Global Platts. "Any surprising polar vortex type weather for high-density population areas that use propane for heating could jettison prices higher," especially in Western Europe, Eastern U.S., Japan, South Korea and China, Stier said.

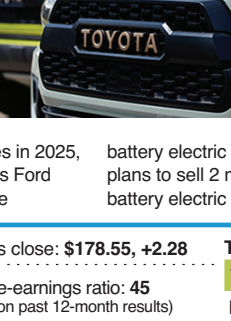
**Propane prices reach seven-year high**



Source: S&P Global Platts Cathy Bussewitz; Jenni Sohn • AP

**Company Spotlight Battery building**

Toyota rose Monday after it unveiled plans to build a new \$1.29 billion factory in the U.S. to manufacture batteries for gas-electric hybrid and fully electric vehicles. The plant location wasn't announced, but the Japanese automaker said it eventually will employ 1,750 people and start making batteries in 2025, gradually expanding through 2031. Toyota joins Ford and General Motors in announcing recent large



investments in U.S. battery factories. "Today's commitment to electrification is about achieving long-term sustainability for the environment, American jobs and consumers," said Toyota's North American CEO Ted Ogawa. Toyota says it will have 15 battery electric vehicles for sale globally by 2025 and plans to sell 2 million zero emission hydrogen and battery electric vehicles worldwide per year by 2030.

<b>Toyota Motor Corp. (TM)</b>	Monday's close: \$178.55, +2.28	Total return	1-yr	3-yr*	5-yr*
52-WEEK RANGE	\$129 - \$187	TM	39.9%	18.5	12.2
Price-earnings ratio: 45	(Based on past 12-month results)	Div. yield: 2.2%	Dividend: \$3.97		

\*annualized Source: FactSet

**Stocks of Local Interest**

NAME	TICKER	52-WK RANGE	◇CLOSE	LO	HI	CLOSE	CHG	%CHG	WK	MO	QTR	%CHG	%RTN	P/E	DIV
AMC Entertainment A	AMC	1.91	72.62	43.03	+2.29	+5.6	▲▲	▲▲	▲▲	▲▲	▲▲	+1929.7	+1253.7	...	...
AT&T Intc	T	25.01	33.88	25.33	-3.7	-1.4	▼▼	▼▼	▼▼	▼▼	▼▼	-11.9	+0.8	2.08	...
Adamas Pharma Corp	ADMP	0.38	2.34	1.23	+1.0	+8.8	▲▲	▲▲	▲▲	▲▲	▲▲	+153.6	+17.1	...	...
Adv Micro Dev	AMD	72.50	122.49	116.43	+4.31	+3.8	▲▲	▲▲	▲▲	▲▲	▲▲	+27.0	+33.0	41	...
Anheuser-Busch InBev	BUD	51.45	79.67	55.36	+0.7	+0.1	▲▲	▼▼	▼▼	▼▼	▼▼	-20.8	-0.7	19	1.0e
Apple Inc	AAPL	107.32	157.26	146.55	+1.71	+1.2	▲▲	▲▲	▲▲	▲▲	▲▲	+10.4	+19.3	40	0.88
Bank of America	BAC	23.12	46.67	46.28	-0.9	-0.2	▼▼	▼▼	▼▼	▼▼	▼▼	+52.7	+94.0	14	0.84
Benchmark Elec	BHE	19.67	32.56	25.55	-0.49	-1.9	▼▼	▼▼	▼▼	▼▼	▼▼	-5.4	+29.2	32	0.66
Berkshire Hath A	BRK/A	297.817	445,000	426,189	-1,512	-0.4	▼▼	▼▼	▼▼	▼▼	▼▼	+22.5	+34.0	34	